

200X200



WE ARE

**TO CREATE AN EMINENT ART WORK,
A CONVICTION FROM WITHIN AND MULTITUDE IS REQUIRED.**

With an aim to luxuriate a space with excellence and unique surfaces, Panda has designated a young team of common interests which is proactively involved in creation of innovation in the ceramic tiles industry. The productive process is meticulously followed by our highly qualified staff, advanced technology, finest raw material with the consideration of the sustainable environmental compliances.

Panda is the pioneer of the subway porcelain floor and wall tiles with grey body and beautiful glazes in India. It offers an aspiring combination of irresistible looks with the most advanced technology. A versatile enduring range of subway tiles ranging from plain edge to Curve Edge, random punches complements its aesthetics. The art of imagination is reflected in our exquisite and durable products range with 8mm thickness. It is recommended for indoor and outdoor, commercial and residential application. Panda has aggregate manufacturing capacity of 40 thousand sq.ft per day.

CONVINCED

SPARK OF CREATIVITY AND IMAGINATION

PAVEMENT TILES

Are you looking for suitable paving tiles for your pool space, backyard, sit-outs, walk way or vehicle parking? Do you wish to spruce up your driveway?


Then our pavement product is your answer.

Vitrified tiles undergo high-temperature baking which makes them strong and sturdy. It can withstand years of wear and tear without making any change to its finish and design. These are extra thick tiles that can bear heavy loads for a long time.

These tiles are perfect to be used in heavy footfall areas where constant use in extensive wear and tear of tiles. Like, Hotels, Restaurants, Institutes, offices, Library, shopping malls etc.

INDEX

- 1 RIABITA
- 3 FRANKSTONE





COTTO





OCRA



DARK



PUNCH



RIABITAERA

30 RANDOM FACES | MATT STRUCTURE | 200X200mm | VITRIFIED BODY

1

AVORIO




GRIS



NERO



PUNCH



RIABITAEERA

30 RANDOM FACES | MATT STRUCTURE | 200X200mm | VITRIFIED BODY

2

FRANKSTONE

3

32 RANDOM FACES | MATT STRUCTURE | 200X200MM | VITRIFIED BODY



GREY



DARK GREY



PUNCH



PACKAGING

	PLAIN EDGE
SIZE (MM/INCHES)	200X200\8" X8"
THICKNESS	10mm
PCS. PER BOX	20
SQ. FEET PER BOX	8.61
SQ. METER PER BOX	0.80
WEIGHT PER BOX(KG)	16.200





LONG
DURABILITY



EASY TO
CLEAN



IMPACT
RESISTANCE



HYGIENIC
SURFACE



FIRE
RESISTANCE



CHEMICAL
RESISTANCE



FROST
RESISTANCE



LOW WATER
ABSORPTION

TECHNICAL



DIMENSIONAL
STABILITY



NON
RECTIFIED



THERMAL
RESISTANCE



CRAZING
RESISTANCE

SPECIFICATIONS



RESIDENTIAL



COMMERCIAL
BUILDING



HOTEL,
RESTAURANT



HOSPITAL



AIRPORT



SCHOOL,
COLLEGE



GYMNASIUM



HALL &
CORRIDOR



MALL & SUPER
MARKET



INDUSTRY



SPA



RELIGIOUS
PLACE

SUITABLE

APPLICATIONS

2000X2000



22°41'56"N 70°56'22"E