

# 80X450





# WE ARE

**TO CREATE AN EMINENT ART WORK,  
A CONVICTION FROM WITHIN AND MULTITUDE IS REQUIRED.**

With an aim to luxuriate a space with excellence and unique surfaces, Panda has designated a young team of common interests which is proactively involved in creation of innovation in the ceramic tiles industry. The productive process is meticulously followed by our highly qualified staff, advanced technology, finest raw material with the consideration of the sustainable environmental compliances.

Panda is the pioneer of the subway porcelain floor and wall tiles with grey body and beautiful glazes in India. It offers an aspiring combination of irresistible looks with the most advanced technology. A versatile enduring range of subway tiles ranging from plain edge to Curve Edge, random punches complements its aesthetics. The art of imagination is reflected in our exquisite and durable products range with 8mm thickness. It is recommended for indoor and outdoor, commercial and residential application. Panda has aggregate manufacturing capacity of 40 thousand sq.ft per day.

# CONVINCED

**SPARK OF  
CREATIVITY  
AND  
IMAGINATION**



# INDEX



1 ORINOCO

2 PACIFIC

3 BARKWOOD

4 WOODMILL

5 ZEBRANO



# ORINOCO

50 RANDOM FACES | MATT STRUCTURE | 80X450 mm | VITRIFIED BODY



SAND



WENGE



EARTH




NATURAL



PINE



PUNCH



# PACIFIC

32 RANDOM FACES | MATT STRUCTURE | 80X450 mm | VITRIFIED BODY

# 2

# BARKWOOD

# 3

48 RANDOM FACES | MATT STRUCTURE | 80X450 mm | VITRIFIED BODY

AQUA



WHITE



BLACK



BROWN



PUNCH



# WOODMILL

24 RANDOM FACES | MATT STRUCTURE | 80X450 mm | VITRIFIED BODY

# 4



WOODMIL



PUNCH








ZEBRANO



PUNCH



# ZEBRANO

50 RANDOM FACES | MATT STRUCTURE | 80X450 mm | VITRIFIED BODY

# 5

# PACKAGING

	PLAIN EDGE
SIZE (MM/INCHES)	80X450/3”X18”
THICKNESS	8mm
PCS. PER BOX	30
SQ. FEET PER BOX	10.30
SQ. METER PER BOX	0.96
WEIGHT PER BOX(KG)	17.00





LONG  
DURABILITY



EASY TO  
CLEAN




IMPACT  
RESISTANCE



HYGIENIC  
SURFACE



FIRE  
RESISTANCE



CHEMICAL  
RESISTANCE



FROST  
RESISTANCE



LOW WATER  
ABSORPTION

# TECHNICAL



DIMENSIONAL  
STABILITY



NON  
RECTIFIED



THERMAL  
RESISTANCE



CRAZING  
RESISTANCE

# SPECIFICATIONS



RESIDENTIAL



COMMERCIAL  
BUILDING



HOTEL,  
RESTAURANT



HOSPITAL



AIRPORT



SCHOOL,  
COLLEGE



GYMNASIUM



HALL &  
CORRIDOR



MALL & SUPER  
MARKET



INDUSTRY



SPA



RELIGIOUS  
PLACE

# SUITABLE

# APPLICATIONS

800X4500



22°41'56"N 70°56'22"E